

Visual Schedule Board

1. Use scissors to cut out the places you'd like to see during your visit to the zoo.
2. Tape them on the blank visual schedule board in the order you choose.
3. Bring an envelope with the words "All Done" written on it.
4. Remove the locations from your visual schedule board as you visit each area and place them in the "All Done" envelope.

You can use the map of the zoo found at www.pdza.org to help plan your day. You can also find more information on Keeper Chats and animal presentations on our website. Sometimes the animals are playing where you can't see them, so you may not see every animal during your visit.

\$ - Paid attractions

* - Seasonal





SERVICES AVAILABLE AT FRONT GATE/ENTRANCE
 FIRST AID • LOST & FOUND • SENSORY KITS • ATM

RENTALS AVAILABLE AT THE CAROUSEL
 STROLLERS • UMBRELLAS • MOBILITY DEVICES

RESTROOMS ALL ACCESSIBLE	WATER BOTTLE FILLING STATION	FOOD	* SEASONAL
ALL GENDER RESTROOM SINGLE OCCUPANCY ACCESSIBLE	Mary Bridge Children's Hospital BREASTFEEDING SUITE LOCATED IN KIDS' ZONE	FIRST AID FRONT GATE/ ENTRANCE	



DAILY ANIMAL PRESENTATIONS →



Arctic Tundra
Muskoxen



Arctic Tundra
Arctic Foxes



Red Wolf Woods
Red Wolves



Asian Forest
Elephant



Asian Forest
Clouded Leopards



Asian Forest
Tigers



Asian Forest
Gibbons



Asian Forest
Tapirs



Asian Forest
Small Clawed Otters



Asian Forest
Porcupines



Pacific Seas Aqu.
Spider Crabs



Pacific Seas Aqu.
Jellies



Pacific Seas Aqu.
Hammerhead Sharks




Pacific Seas Aqu.
Rockfish



Pacific Seas Aqu.
Tidal Touch Zone



Pacific Seas Aqu.
Sea Turtles



Pacific Seas Aqu.
Octopus



Rocky Shores
Seabirds




Rocky Shores
Sea Otters



Rocky Shores
Seals & Sea Lions



Rocky Shores
Walrus



Arctic Tundra
Polar Bears



Wild Wonders
Outdoor Theater



Nature Play
Garden



Penguins



Kids' Zone
Meerkats



Kids' Zone
Tortoises & Turtles



Kids' Zone
Insects



Kids' Zone
Snakes & Lizards



Kids' Zone
Lemurs



Kids' Zone
Fish



Kids' Zone
Goats (\$ feeding)




Kids' Zone
Frogs




Kids' Zone
Playground




Carousel (\$)




Create Your Own



Create Your Own




Create Your Own




Create Your Own




Create Your Own




Create Your Own




Create Your Own



Create Your Own




Create Your Own




Create Your Own




Create Your Own




Create Your Own



Create Your Own



Create Your Own



Create Your Own



Enter



Scan Ticket



Exit Turnstile




Plaza Café (\$)




Gift Shop (\$)



Pick up a
Sensory Bag



Create Your Own



Create Your Own



Change



Change



Restroom



Restroom



Wash Hands



Wash Hands



Wash Hands



Relax &
Take a Break



Relax &
Take a Break




Eat



Eat



Drinking Fountain



Plan your day by cutting and taping your schedule in the order you choose.
You can use the map of the zoo found at www.pdza.org to help plan your day.

1	>	2	>	3	>	4
---	---	---	---	---	---	---

5	>	6	>	7	>	8
---	---	---	---	---	---	---

9	>	10	>	11	>	12
---	---	----	---	----	---	----

13	>	14	>	15	>	16
----	---	----	---	----	---	----

